



## TOOLS FOR EXPLORATION

Spark curiosity with these simple conversation starters! Ask these questions at any point to further engage your group with the exhibits.

### Making predictions

*What do you think will happen...?*

### Paying attention

*Do you notice...?*

### Explaining what you see

*What happened?  
What would you like to try?*

### Tracking discoveries

*What did you try?  
What did you notice?*

### Sharing your experience

*What was surprising*

## ★ IMPORTANT NOTES

Lunch Time: \_\_\_\_\_

Bin Color: \_\_\_\_\_

Planetarium Time: \_\_\_\_\_

*\*NOTE: please make sure to arrive 15 minutes before your show starts. Late seating not permitted.*

Live Science Time: \_\_\_\_\_

Workshop Location: \_\_\_\_\_

Departure Time and Meet Point: \_\_\_\_\_

Phone Numbers: \_\_\_\_\_

My group today is: \_\_\_\_\_

## HELPFUL HINTS

### Upon Arrival

Please help us ensure your group's safety by keeping them behind the white pillars and out of the road. Have your teacher check in at the podium when they arrive. Fill out the Important Notes section (above) of this guide before entering!

### Water Fountains

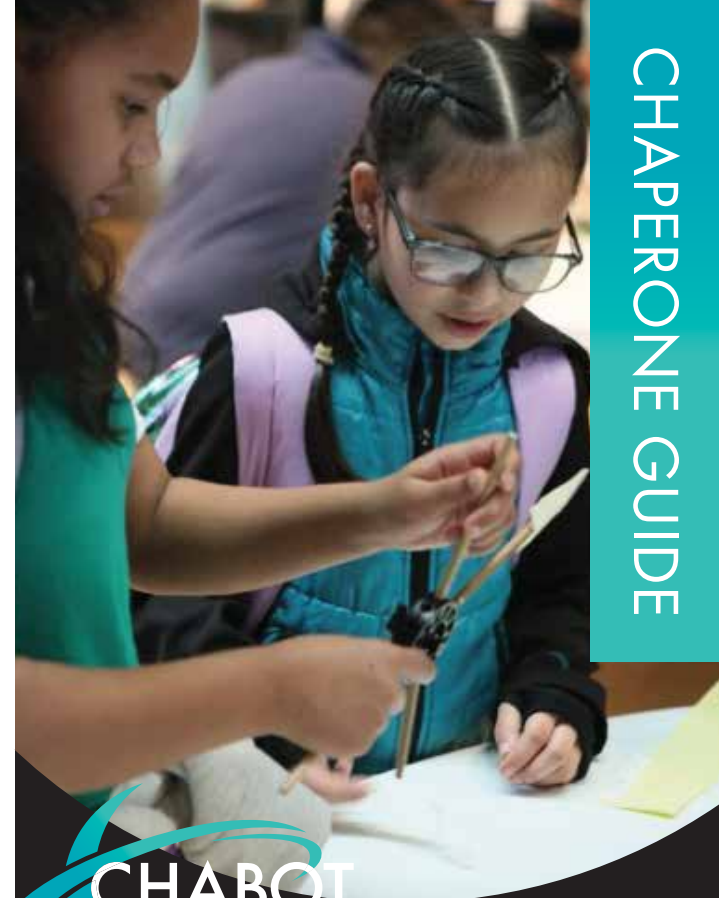
Located on the 1st floor, under the stairs by the café, and on the 3rd floor, by Project Create.

### Lunch Bin

Your bin will be stored in the coatroom next to the planetarium, on the 1st floor. Have an adult wheel it out to your group during lunch. Please make sure the bin is returned to the coatroom at the end of lunch, and double check that it is empty at the end of the day!

### Lost and Found/First Aid

Missing a jacket? Need a bandage? Head over to the Front Desk for assistance.



# CHABOT SPACE & SCIENCE CENTER


Thank you for serving as a chaperone today! This guide has some tips to help you and your crew get the most out of your journey.

Your role today is to:

1. Keep your group safe and supervised at all times.
2. Be present and serve as a role model for their behavior.
3. Encourage curiosity and foster learning by using the tips in this guide.

*Please encourage your group to use walking feet and gentle hands in the Center.*

# CHABOT'S TELESCOPES



Our 3 telescopes—Rachel, Leah, & Nellie—are open for public viewing every day, weather permitting. Chabot volunteers and staff will guide you through your personal viewing experience.

## OBSERVATION DECK



Investigate light, energy, and the natural world surrounding Chabot on our Observation Deck! Please respect barriers and equipment. *The Deck is open every day, weather permitting.*

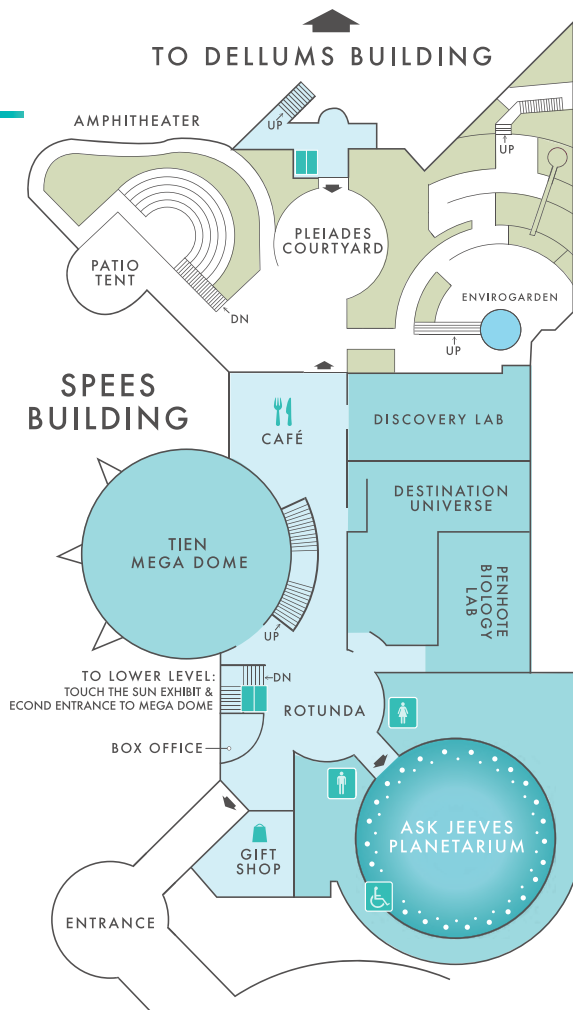
## PROJECT CREATE

Stop by Project Create to discover your inner maker! Tinker and explore alongside your group in our hands-on activity space. Younger learners may need assistance using tools and executing their creative visions. Older students may benefit from leading questions or design prompts (See reverse). *Drop-in workshops run from 10–2 on weekdays. Times are subject to change.*

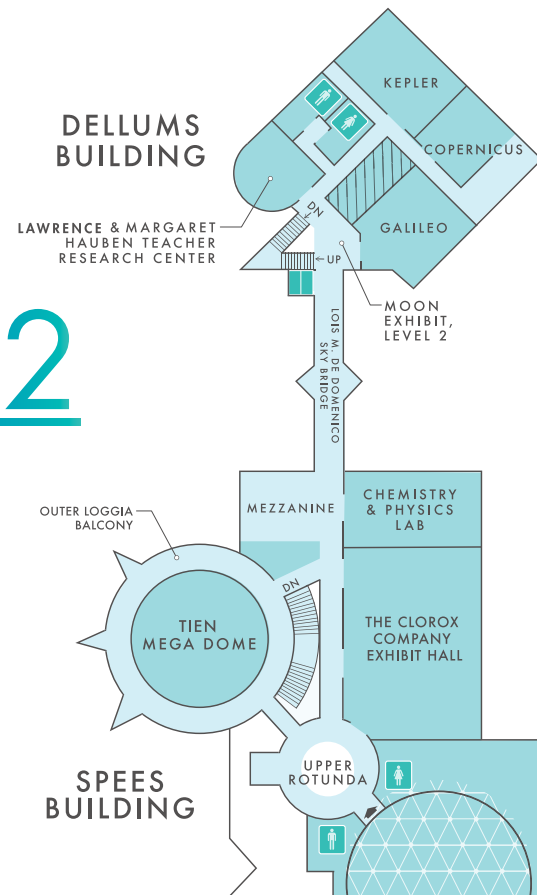
### MAP LEGEND

- ELEVATORS
- BATHROOMS
- HANDICAP ACCESS
- SHOPPING  
Starry Nights Gift Shop (Level 1)
- DINING  
Beansprouts Café (Level 1)

# 1



# 2



# 3

