




Plan your Project


What kind of shelter does your pet need to feel safe? Where do they sleep?
Where do they like to hide? Draw and label your ideas:

How much space does your pet need to move around? How do they like to
move: fly, hop, swim, jump, climb, etc. Draw and label your ideas:

What kind of food does your pet like to eat? How can we get that to the moon? Don't forget to bring them some water. Draw and label your ideas:




What else will keep your pet happy and comfortable? Maybe they have a favorite toy or blanket or snuggle. Maybe they need a heat lamp to stay the right temperature. Draw and label any other ideas you have:



Sketch of Pet Habitat

Now, put all of your ideas together. What would your pet's moon habitat look like? You can draw the inside of their room as well as what you'd like the outside of the hab to look like:

A large, empty rectangular box with a thin black border, intended for a student to draw their pet's moon habitat. The box is centered on the page and occupies most of the lower half of the document.

You're ready to build your model!
Don't forget to tag us @chabotspace and share your designs!